

CRUSHERS

# HCC SERIES

16 MODELS CRUSHERS FROM 250 UP TO 32.000 KGS  
FOR CARRIERS FROM 2 ~ 300 TONS












HCC-2V, HCC-3V AND HCC-16V are equipped with 1 cylinder



		HCC-2V	HCC-3V	HCC-6V*	HCC-12V*	HCC-16V*	HCC-19V*	HCC-24V*	HCC-32V*
(1) Excavatorclass	T.	2 - 4	4 - 7	5 - 9	10 - 15	16 - 21	20 - 25	22 - 28	29 - 35
Weight	Kg.	250	300	610	1230	1620	1960	2380	2960
Jaw opening	mm.	280	358	480	685	610	820	890	1090
Cutter length	mm.	90	140	140	140	180	180	180	220
Workingpressure	Bar	250	250	280	350	350	350	350	350
Oilflow at open/close	L/min.	40 - 60	60 - 80	80 - 150	150 - 250	180 - 250	180 - 250	200 - 300	250 - 350
Workingpressure rotation	Bar	120	120	120	180	180	180	180	180
Oilflow rotation	L/min.	5	5	10	10	10	10	10	10
Open/close	Sec.	1.1 / 1.3	1.2 / 1.2	0.8 / 1.4	0.9 / 1.7	0.9 / 1.6	1.7 / 3.3	1.8 / 3.4	2.0 / 2.6

(1) Recommended excavator / attachment combination

(\*) Equipped with exchangeable teeth

			HCC-42V*	HCC-58V*	HCC-72V*	HCC-95V*	HCC-110V	HCC-130V	HCC-150V	HCC-320V
 Excavatorclass	T.		36 - 49	50 - 65	66 - 85	85 - 105	86 - 130	86 - 150	100 - 200	200 - 300
 Weight	Kg.		3920	5440	7140	9380	11940	13850	15800	32000
 Jaw opening	mm.		1370	1500	1680	1830	2050	2305	2836	3100
 Cutter length	mm.		260	325	325	325	400	400	-	-
 Workingpressure	Bar		350	350	350	350	350	350	350	350
 Oilflow at open/close	L/min.		300 - 400	350 - 450	400 - 500	450 - 650	500 - 800	500 - 800	600 - 1000	1000 - 1300
 Workingpressure rotation	Bar		180	180	180	180	180	180	180	250
 Oilflow rotation	L/min.		10	30	30	50	50	50	50	50
 Open/close	Sec.		3.5 / 3.1	3.6 / 3.9	3.8 / 4.1	3.8 / 3.9	3.7 / 4.0	3.7 / 4.1	3.8 / 4.3	4.9 / 6.1

